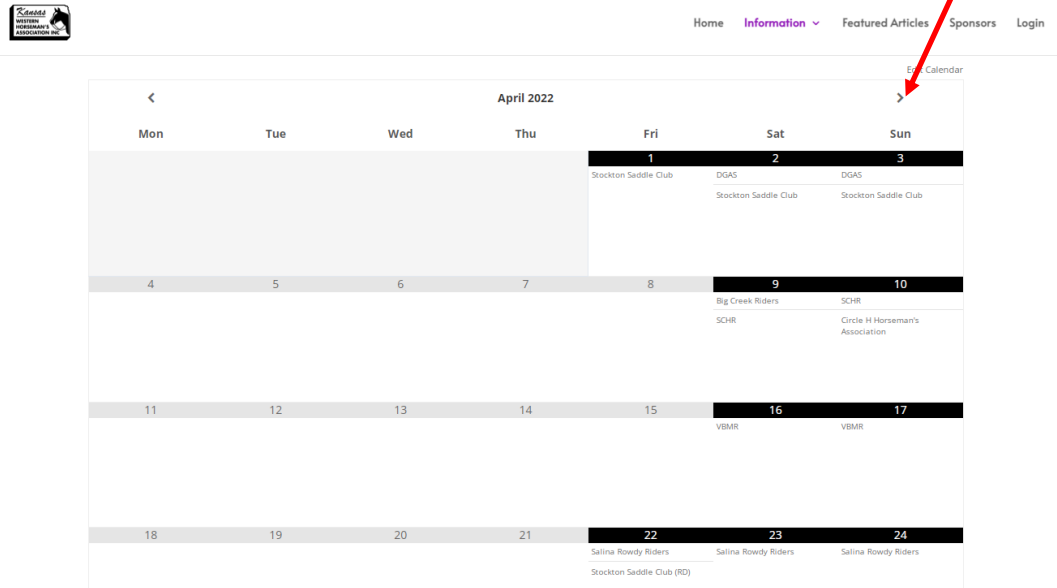


New KWA Calendar Look

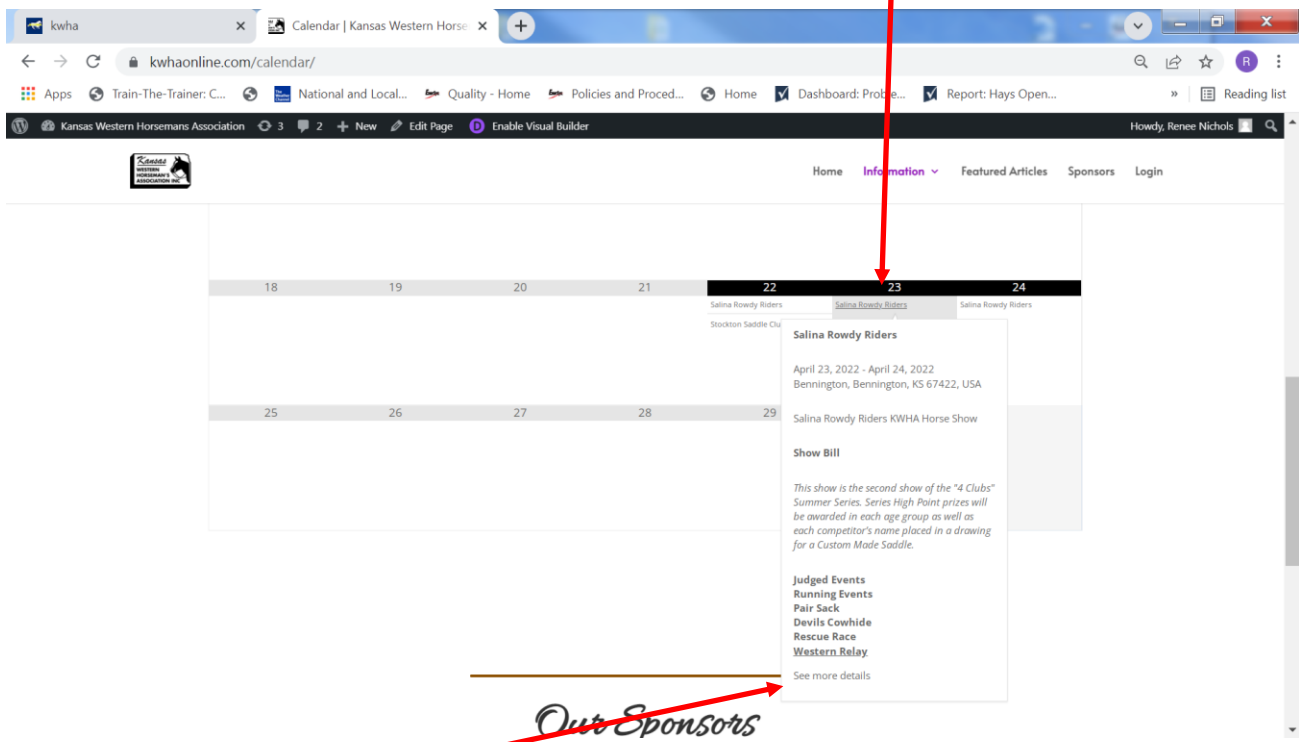
Here is what you can now do and see on the KWA Calendar

There are two ways you can access the KWA Calendar

- **Access through the Public Interfacing Page or the page with the Horses on it.**
 - Public Page - Go to Information Drop Down Select KWA Calendar – Arrow over to the month that you want. (Using April for this document)

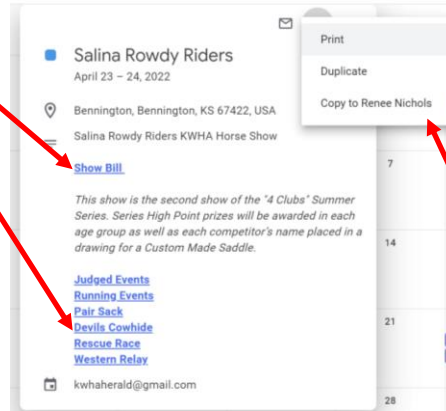


- Select the show that you want to view. (Using Salina Rowdy Riders for this document)



- Select See More Details
-

- This will bring up your Google Calendar. From Here you can use the hyperlinks on the entry.
 - Show Bill or Entry Forms



- You can sync the KWHHA Calendar to your personal Calendar or you can copy specific entries by selecting the 3 dots at the top right of the pop up and copy to your calendar.

- **Access through your Login that you registered with where you look at your points.**

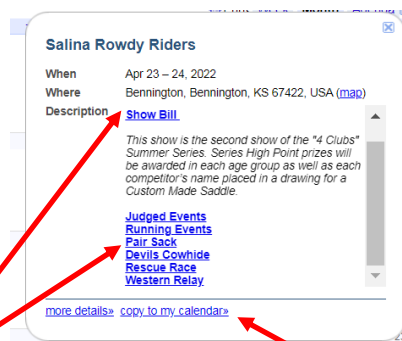
- Once you are logged into the site select Calendar at the top of the page.



- Select the month you want to view (Using April Calendar)



- Select the Show you want to view (Using Salina Rowdy Riders)



- From Here you can use the hyperlinks on the entry.
 - Show Bill or Entry Forms
- You can copy this entry to your calendar by selecting Copy to my calendar and a pop-up window will appear and you will click Save. This will save the entry on your Google Calendar.

